

RETAIL SPACE FOR LEASE

APPLEVIEW SQUARE

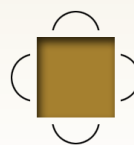

4460-4490 Fairview St., Burlington, Ontario

John Amos
Sales Representative
(416) 523-1525

Lisa Carvalho
Broker
(416) 476-6896

Len Goudy
Broker of Record
(416) 830-0880

- Highly visible
- 2012 estimated population of 47,086 within 3 km trade area
- Traffic counts on Fairview 20,317 per day and 25,159 per day on Appley
- Average of 40,000 cars per day by the site
- T.M.I. is \$8.50 p.s.f



Goudy Real Estate Corp.
Real Estate Brokerage
Commercial Real Estate Sales & Leasing

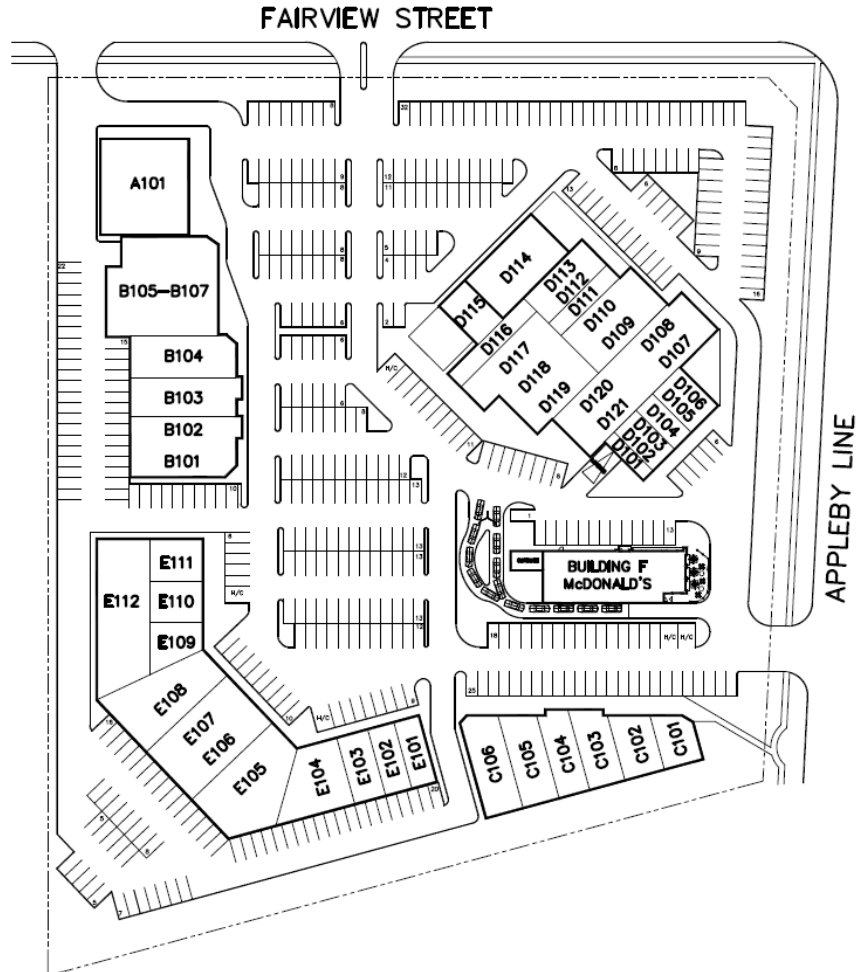
505 Hood Rd., Unit 20, Markham, ON L3R 5V6 | (905) 477-3000

www.goudyrealestatecorp.com

The information contained herein has been provided to Goudy Real Estate Corp. by others. We do not warrant its accuracy. You are advised to independently verify the information prior to submitting an Offer and to provide for sufficient due diligence in an offer. The information contained herein may change from time to time without notice. The property may be withdrawn from the market at any time without notice.

Applevue Square

Site Plan



Building A

101: QB Sports Grille

Building B

101/102: Available 4,982 s/f

103: Available 2,993 s/f

104: Rice Indian Cuisine

105/107: Boston Manor

Building C

101: Hair Salon

102: Chiropractor

103/104: Princess Nail

105: Available 2,697 s/f

106: Benjamin Moore

Building D

101: Shoe Repair

102/103: Cash Money

104: Gift Store

105/106: Subway

107/108/120/121: Available 6,550 s/f
(can be subdivided)

109/110: Bahn Thai Restaurant

111: Burlington Pizza

112/113: Variety

114: CIBC

115: Douglas Dental

116: Veterinarian

117/119: Clancy's Restaurant

Building E

101: Instant Imprints

102: Appleby Family Florist

103: Bakery

104: Available 2,428 s/f

105: Moksha Yoga

106/107: Burlington Public Library

108: Service Canada

109: Curves

110: Extreme Tan

111: Herbal Magic

112: Appleby Child Care

Building E Office

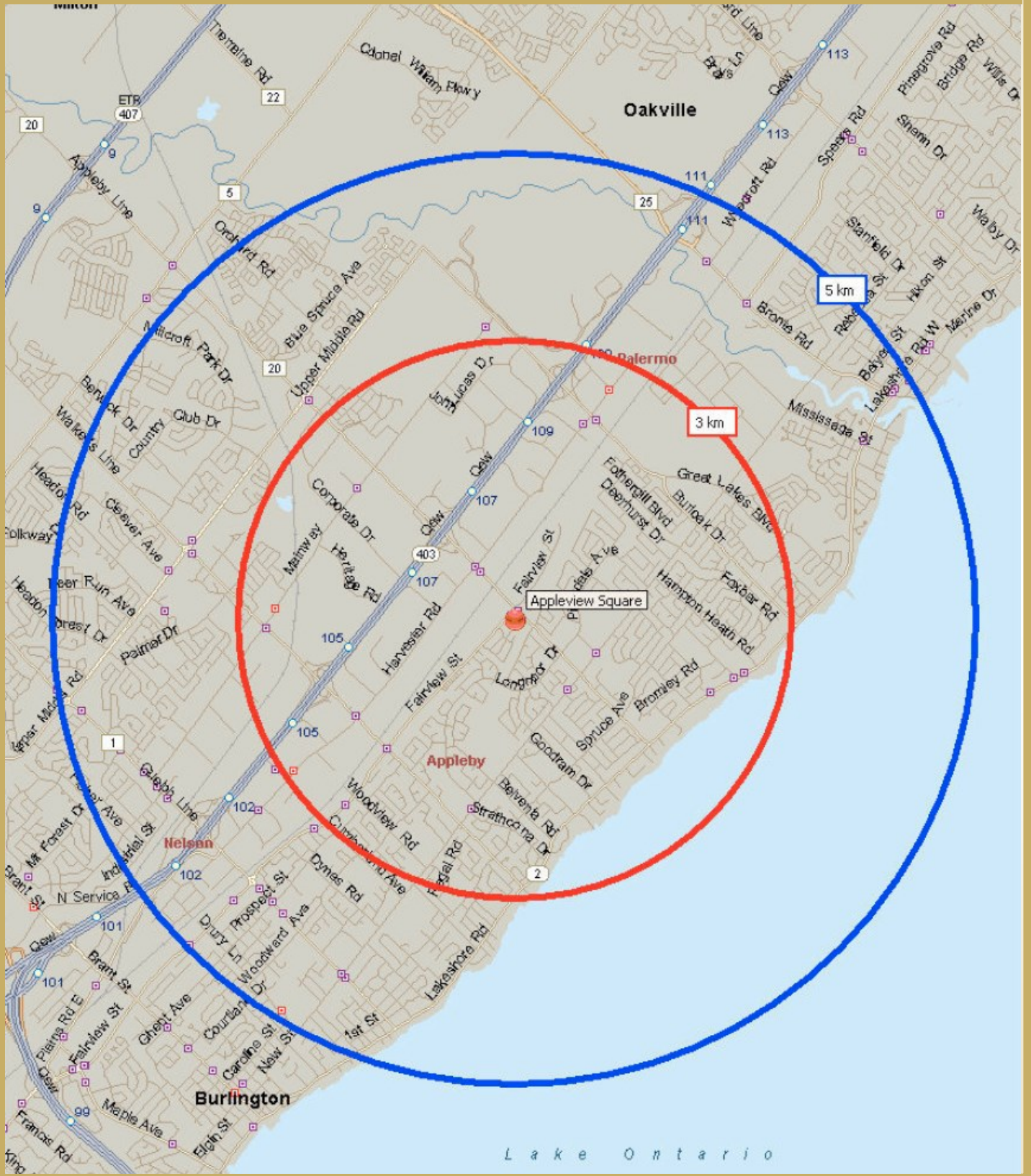
201: Available 1,275 s/f

202: Photography Studio

203: Driver Training School

Applevue Square

Trade Area Map



Applevue Square

Demographics

2012 Demographic Snapshot	Applevue Square 3 kilometer ring		Applevue Square 5 kilometer ring	
		%		%
Total Population				
2007 estimated	41,534		105,797	
2012 estimated	45,623		114,456	
2017 projected	49,008		121,186	
% Pop. Change (2007-2012)	9.8%		8.2%	
% Pop. Change (2012-2017)	7.4%		5.9%	
2012 Total Population by Age	45,623	%base	114,456	%base
0 to 4 years	2,224	4.9%	5,881	5.1%
5 to 19 years	8,198	18.0%	21,406	18.7%
20 to 24 years	2,720	6.0%	6,900	6.0%
25 to 34 years	4,882	10.7%	12,483	10.9%
35 to 44 years	6,653	14.6%	17,549	15.3%
45 to 54 years	7,197	15.8%	18,568	16.2%
55 to 64 years	5,236	11.5%	12,990	11.3%
65 to 74 years	4,172	9.1%	9,611	8.4%
75 years & over	4,341	10%	9,069	8%
Median Age	42.4		41.3	
2012 Total Census Families	12,803	%base	32,248	%base
Average Persons Per Family	3.0		3.0	
Total Couples	11,025	86.1%	28,070	87.0%
Without children at home	4,812	37.6%	11,885	36.9%
With children at home	6,213	48.5%	16,185	50.2%
Lone-parent families	1,778	13.9%	4,178	13.0%
Children Per Census Family	1.1		1.1	
2012 Educational Attainment (15 years+)	36,581	%base	92,794	%base
Less than a bachelor degree	26,016	71.1%	64,998	70.0%
Bachelor degree & higher	10,565	28.9%	27,796	30.0%
2012 Households	17,336	%base	44,273	%base
Persons per household	2.54		2.54	
Average household income	\$ 110,510		\$ 116,721	
2012 Occupied Dwellings	17,336	%base	44,273	%base
Owned dwellings	15,204	87.7%	37,236	84.1%
Rented dwellings	2,132	12.3%	7,036	15.9%
Dominant building type	Houses		Houses	
Dominant period of construction	1961-1970		1971-1980	
Dominant Demographics				
Official Home Language	English		English	
Non-official Home Language	Other Language...		Other Language...	
Top 3 visible minorities	South Asian Black Chinese		South Asian Chinese Black	